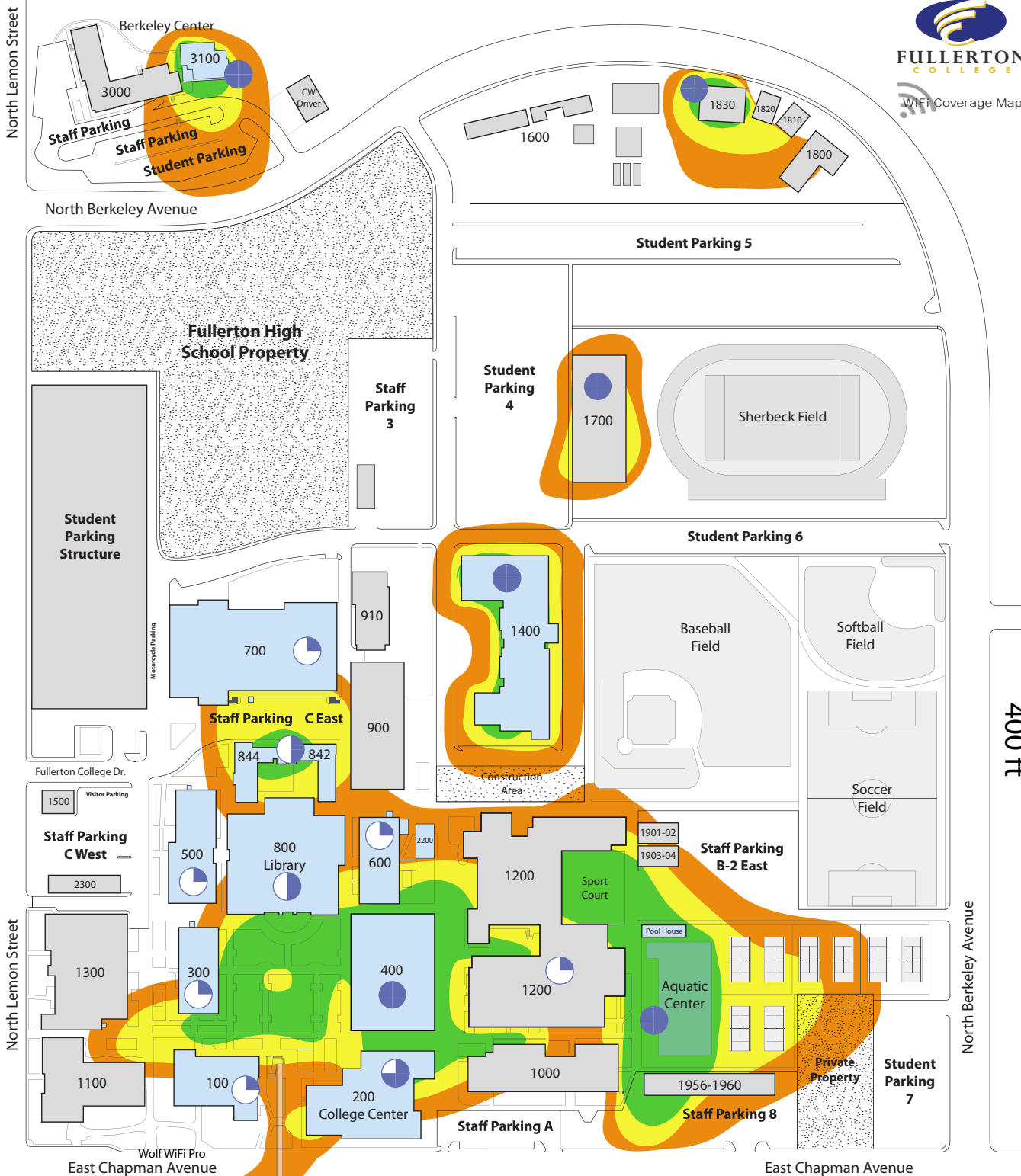


- Interior WiFi Coverage**
- 100 Building 123
  - 200 Building First Floor
    - 200 Cafe (East)
    - 200 Cafe (West)
  - 200 Building Second Floor
    - 224
    - 226
    - 227
    - 228
    - 229
  - 300 Building 310
  - 500 Building 529
  - 600 Building 618
  - 700 Building 737
  - 800 Building First Floor TEC
  - 800 Building Second Floor Study Area (North) Study Area (South)
  - 844 Faculty Dining
  - 1277 Poolhouse
  - 1400 Building First Floor
    - 1410
    - 1411A
    - 1411B
    - 1413
    - 1416
    - 1417
    - 1418
    - 1419
    - 1440
  - 1400 Building Second Floor
    - 1420
    - 1421
    - 1426
    - 1427
    - 1428
    - 1429
    - 1430
  - 1900 Building 1956
  - 2000 Building Breezeway
  - 3100 Building 3100 3108

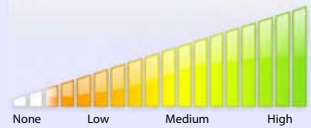


- Parking Structure**
- Whiting Avenue
  - North Lemon Street
  - Wilshire Auditorium 2100
  - W100 W200 W300
  - Staff Parking W
  - Wilshire Avenue

**Network: FC Wifi**


**KEY**

Exterior WiFi Signal Strength



None Low Medium High

Interior WiFi Coverage



Sparse Moderate Substantial Complete

200 ft  
100 m

Reminders

- Map represents coverage for 802.11g capable devices.
- Coverage varies based upon 802.11 (a/b/g/n) capability.
- Users must set their WiFi-enabled device to obtain an IP address via DHCP.

400 ft

North Berkeley Avenue