

HOW TO CONNECT AN APPLE DEVICE TO FC WI-FI



SUMMARY

Fullerton College provides Wi-Fi coverage for Faculty and Staff. If you are an iOS or macOS user, please follow the instructions below to connect to the Employee Wi-Fi Network. This includes but is not limited to Apple devices such as iPhone, iWatch, MacBook Air, and or iPad.


Updated: August 29, 2022

PREREQUISITES

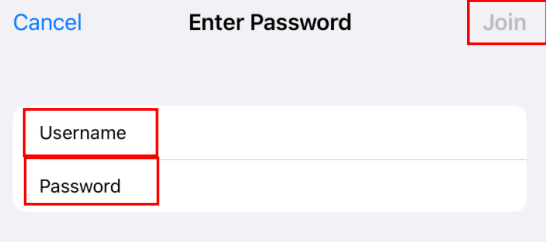
- FCNet E-mail address, example: BBee@fullcoll.edu
- FCNet Password

INSTRUCTIONS:

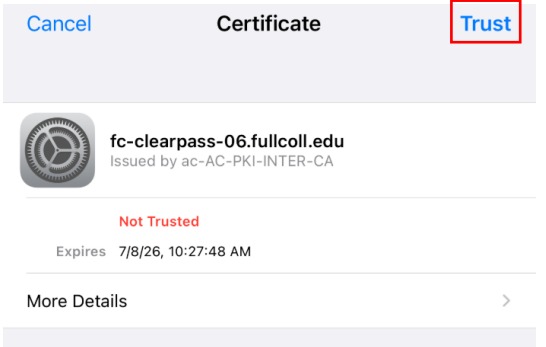
1. Tap **Settings**
2. Tap **Wi-Fi**



3. Tap **Employee Wi-Fi** network
4. Tap Username to enter your **FCNet E-mail address**, example: **bbec@fullcoll.edu**
5. Tap Password to enter your **FCNet Password**
6. Tap **Join**



7. Tap **Trust**
8. You will see a blue checkmark next to the Wi-Fi Network you have selected to connect



CONTACT US

If you encountered any difficulties, please contact the Fullerton College Academic Computing Technologies (ACT) Help Desk via email at ActHelpDesk@fullcoll.edu or by phone at 714-992-7111.