

HOW TO CONNECT AN APPLE DEVICE TO FC WI-FI



SUMMARY

Fullerton College provides Wi-Fi coverage for Staff, Faculty, and Students. If you are an iOS or macOS user, please follow the instructions below to connect to Student Wi-Fi Network. This includes but is not limited to Apple devices such as iPhone, iWatch, MacBook Air, and or iPad.


Updated: August 29, 2022

PREREQUISITES

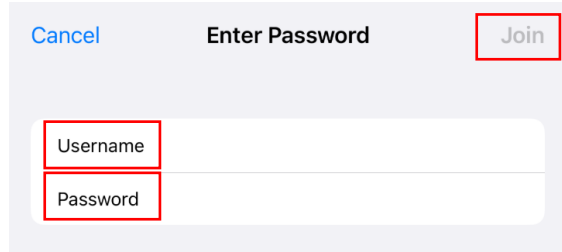
- FC Student E-mail address (8-digit Banner ID number followed by @fullcoll.edu)
example: 12345678@fullcoll.edu
- MyGateway Password

INSTRUCTIONS:

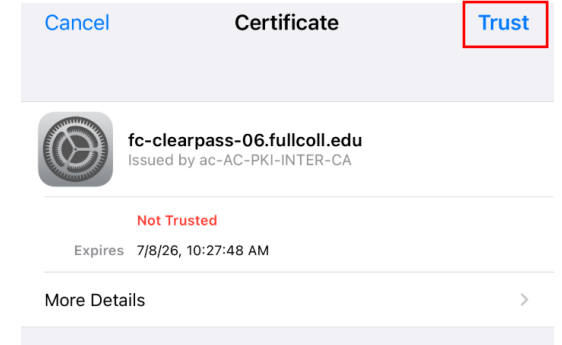
1. Tap **Settings**
2. Tap **Wi-Fi**



3. Tap **Student Wi-Fi** network
4. Tap Username to enter your **FC Student E-mail address**,
example: **12345678@fullcoll.edu**
5. Tap Password to enter your **MyGateway Password**
6. Tap **Join**



7. Tap **Trust**
8. You will see a blue checkmark next to the Wi-Fi Network you have selected to connect



CONTACT US

If you encountered any difficulties, please contact the Fullerton College Academic Computing Technologies (ACT) Help Desk via email at ActHelpDesk@fullcoll.edu or by phone at 714-992-7111.